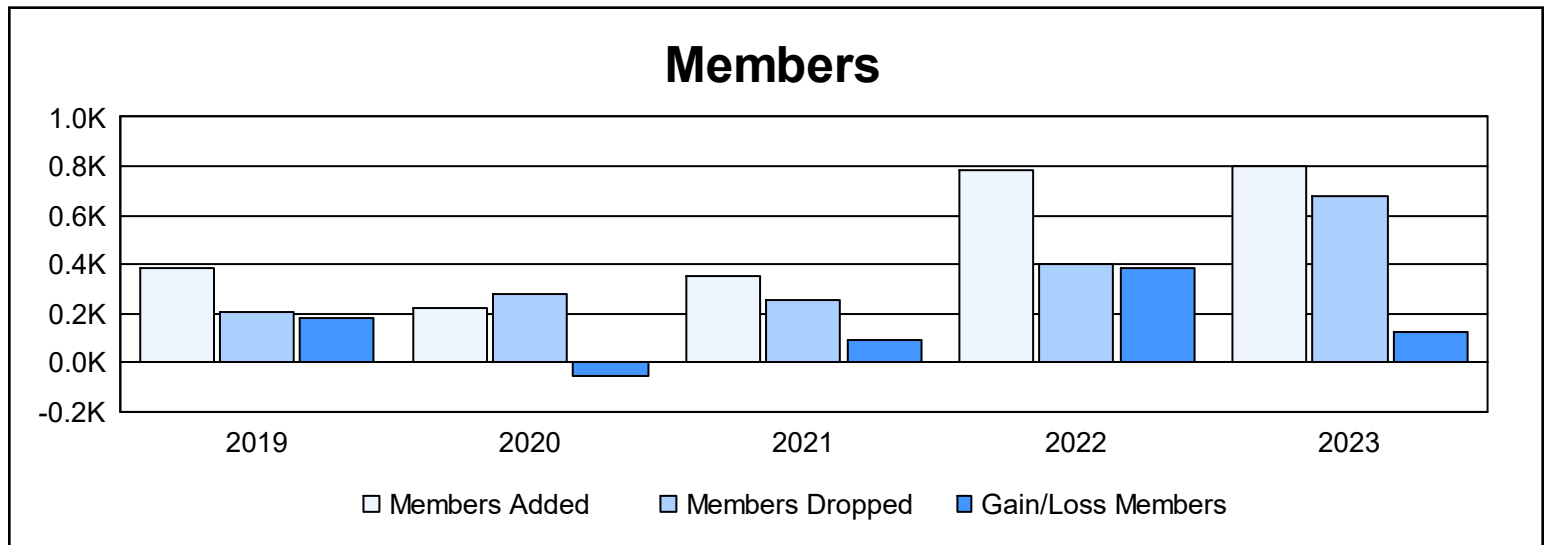
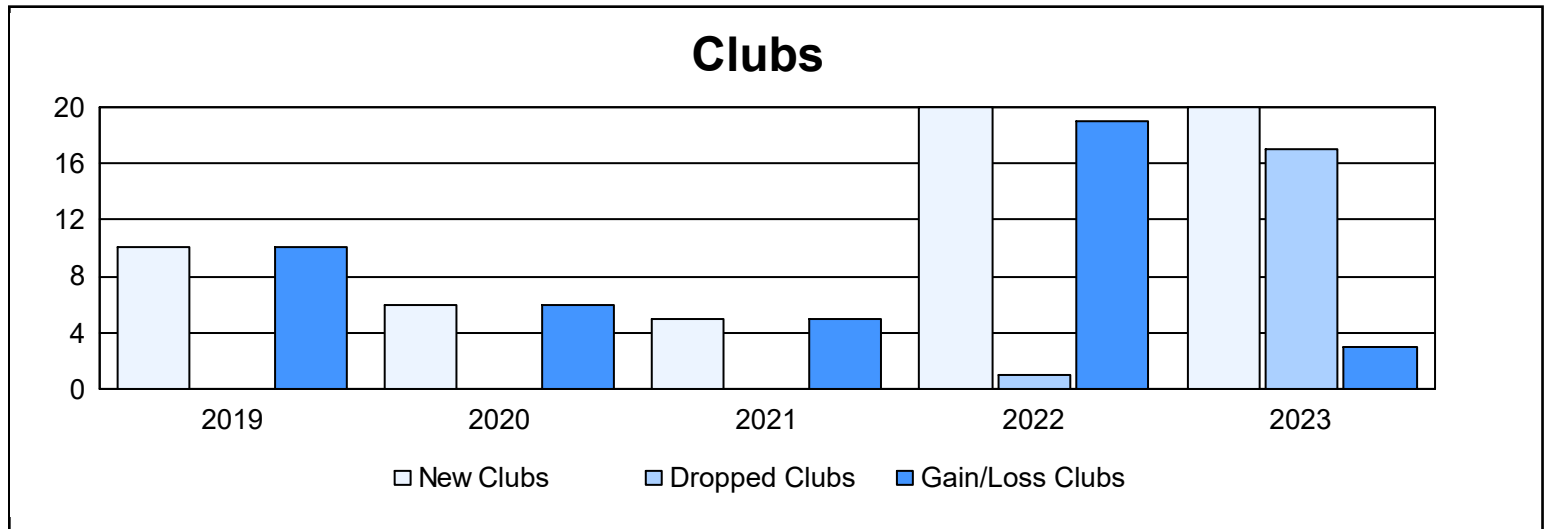
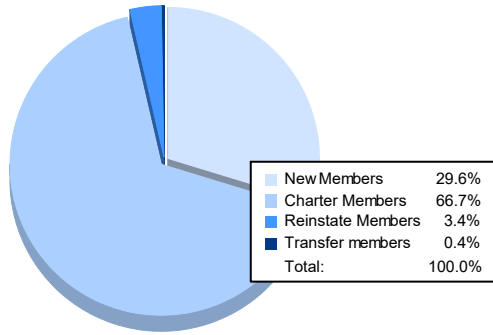


| Year           | New Clubs | Dropped Clubs | Gain/ Loss Clubs | New Members | Charter Members | Reinstate Members | Transfer Members | Total Member Added | Total Members Dropped | Gain/ Loss Members |
|----------------|-----------|---------------|------------------|-------------|-----------------|-------------------|------------------|--------------------|-----------------------|--------------------|
| 2018-2019      | 10        | 0             | 10               | 131         | 245             | 8                 | 1                | 385                | 206                   | 179                |
| 2019-2020      | 6         | 0             | 6                | 87          | 131             | 2                 | 0                | 220                | 275                   | -55                |
| 2020-2021      | 5         | 0             | 5                | 177         | 161             | 8                 | 4                | 350                | 255                   | 95                 |
| 2021-2022      | 20        | 1             | 19               | 331         | 443             | 8                 | 3                | 785                | 402                   | 383                |
| 2022-2023      | 20        | 17            | 3                | 237         | 534             | 27                | 3                | 801                | 674                   | 127                |
| <b>Average</b> | <b>12</b> | <b>4</b>      | <b>9</b>         | <b>193</b>  | <b>303</b>      | <b>11</b>         | <b>2</b>         | <b>508</b>         | <b>362</b>            | <b>146</b>         |



### Membership Composition June 2023 Cumulative



### Gender Composition June 2023 Cumulative

